



جامعة بنها  
BENHA UNIVERSITY  
Learn Today ... Achieve Tomorrow  
www.bu.edu.eg

# Scientific Research

## Benha University

2023





جامعة بنها  
BENHA UNIVERSITY  
Learn Today ... Achieve Tomorrow  
www.bu.edu.eg

# Research Performance

According to SciVal Database 2013 - 2022



# Benha University Research Performance



## Overall research performance 2013 - 2022

9,247 ▲

Scholarly Output ⓘ

44.1% All Open Access

[View list of publications](#)

4,062 ▲

Authors

1.49

Field-Weighted Citation Impact ⓘ

[Yearly breakdown](#)

139,779

Citation Count ⓘ

15.1

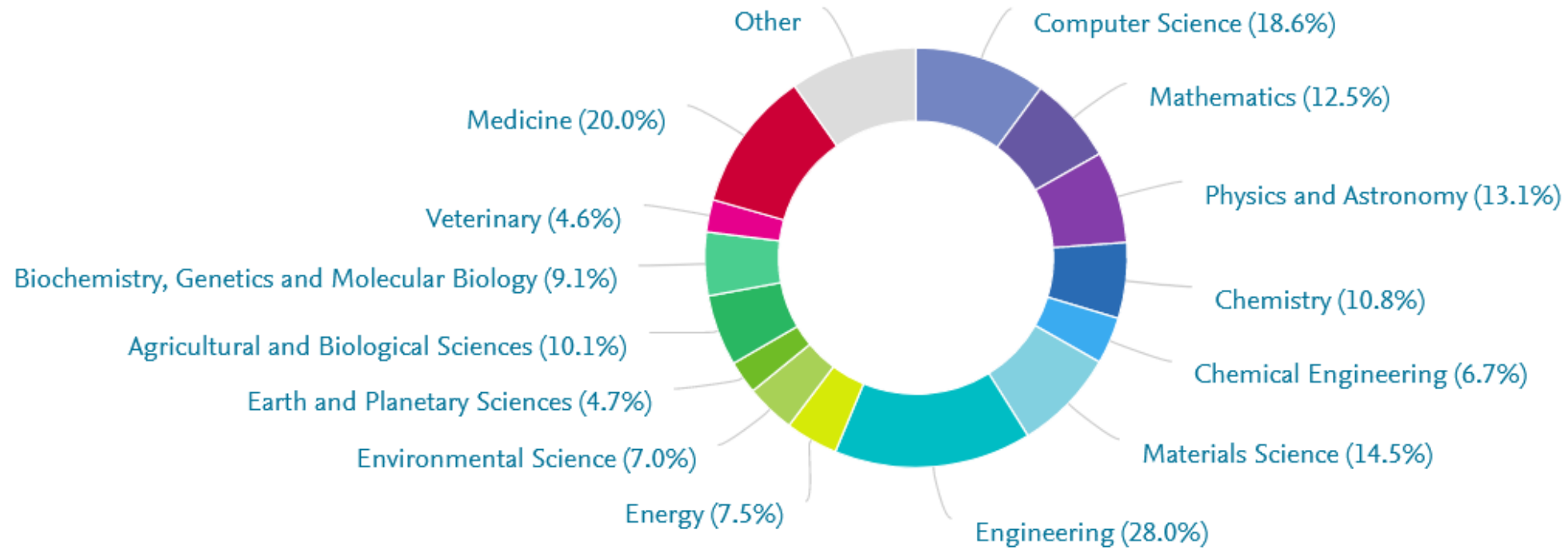
Citations per Publication ⓘ

66

h5-index ⓘ

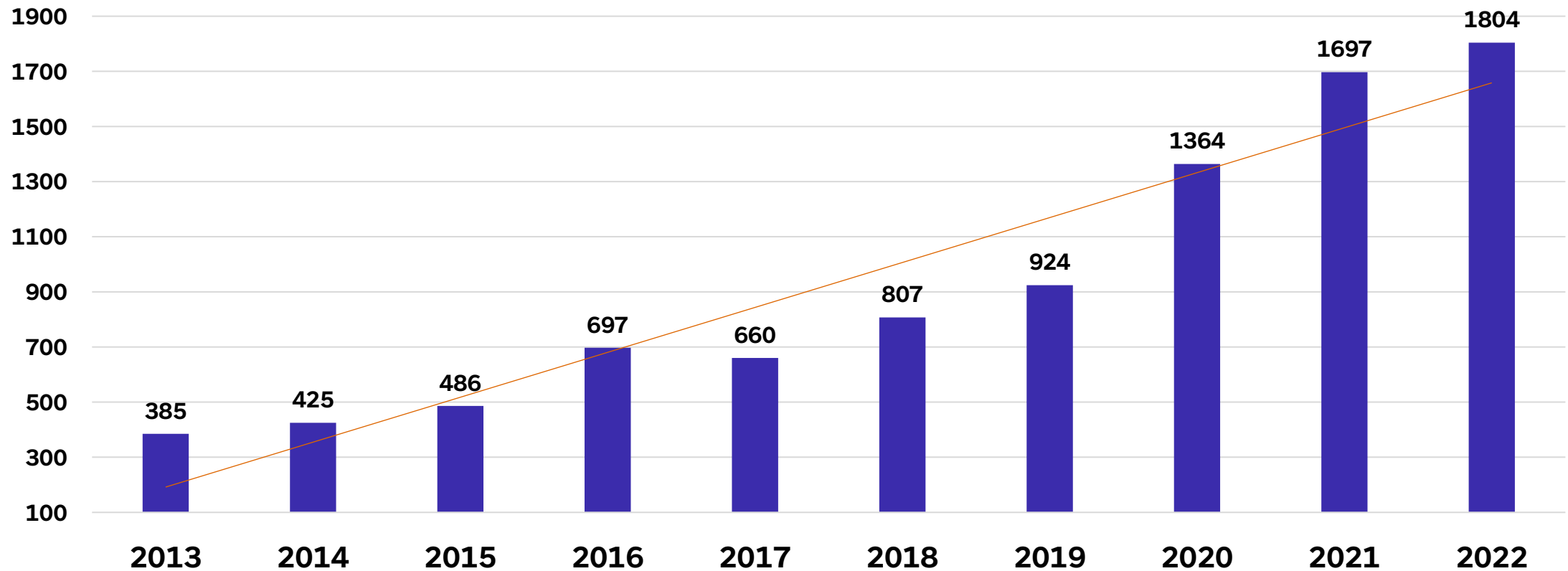
# Benha University Research Performance

## Publication share by Subject Area 2013 - 2022



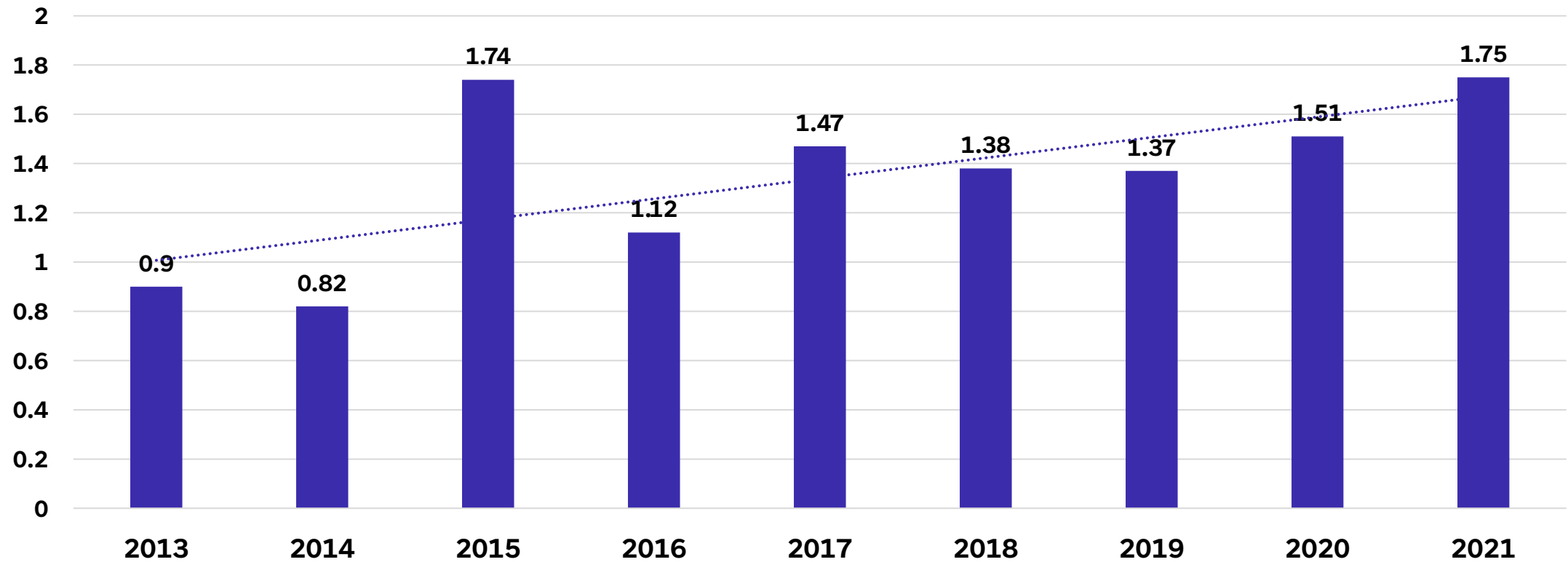
# Benha University Research Performance

## Scholarly Output 2013 - 2022



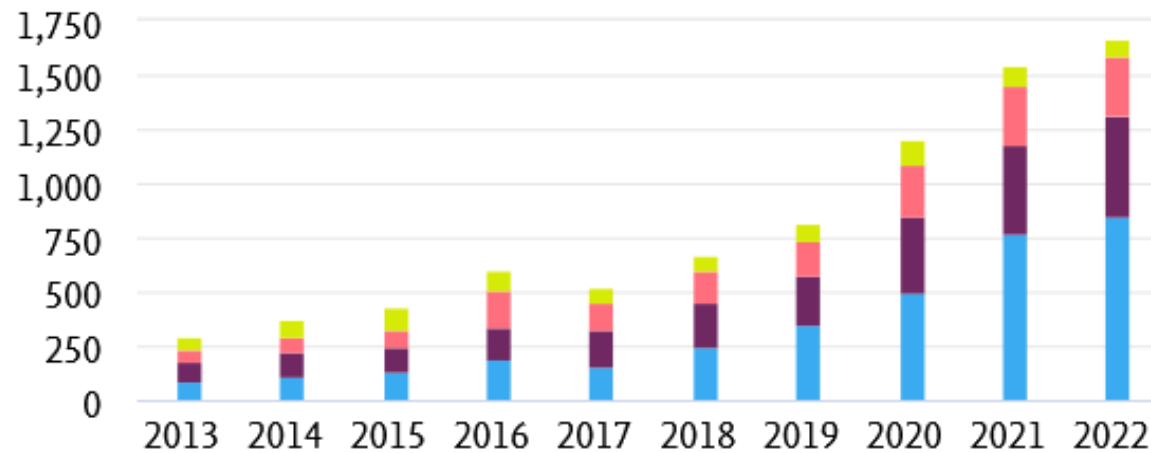
# Benha University Research Performance

## Field-Weighted Citation Impact 2013 – 2022



# Benha University Research Performance

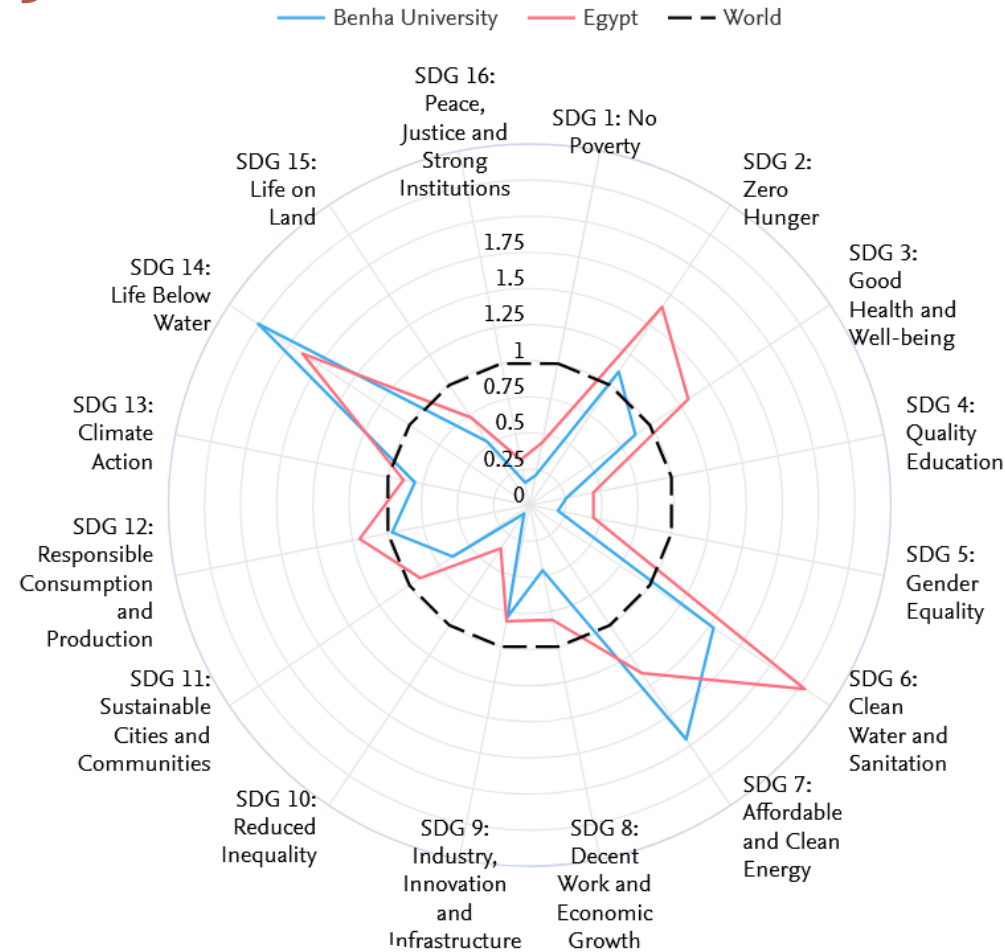
## Publication by Journal quartile 2013 - 2022



Quartiles	Publications ?	Publication share (%)
Q1 (top 25%)	3,419	42.1
Q2 (26% - 50%)	2,303	28.3
Q3 (51% - 75%)	1,589	19.5
Q4 (76% - 100%)	818	10.1
Cumulative shares		
Q1 to Q2 (top 50%)	5,722	70.4
Q1 to Q3 (top 75%)	7,311	89.9

# Benha University Research Performance

## Publications by SDG 2013 - 2022



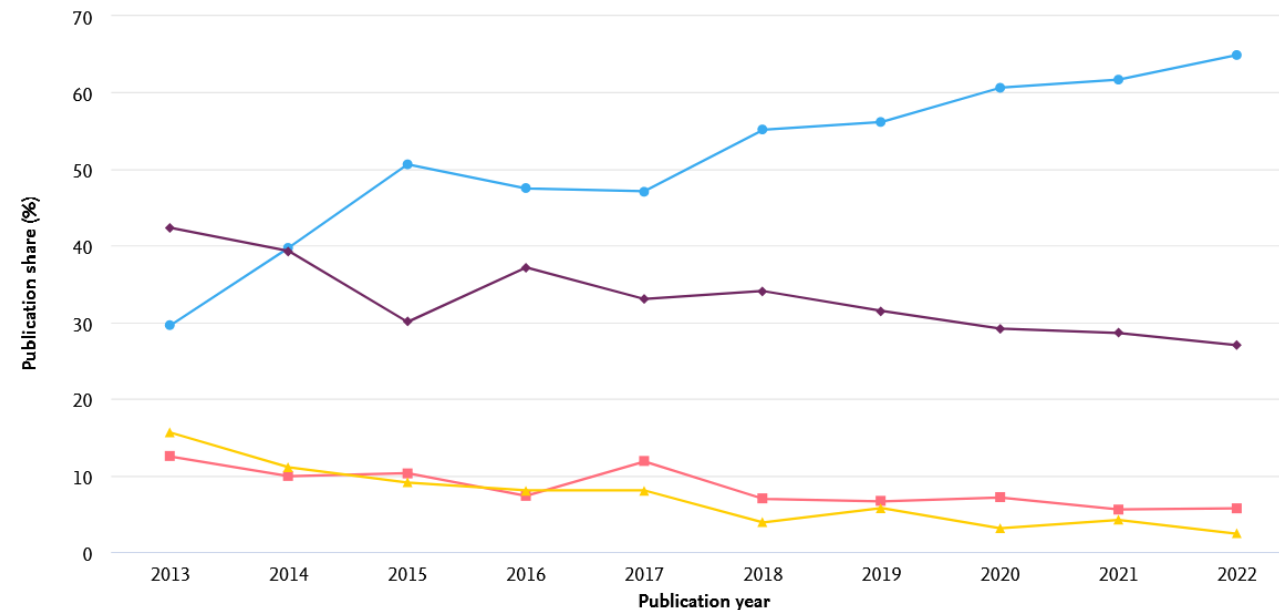


# Benha University Research Performance

## Geographical Collaboration 2013 - 2022



International, national and institutional collaboration by Benha University over time.



Metric	Scholarly Output	Citations	Citations per Publication	Field-Weighted Citation Impact	
International collaboration	56.0%	5,180	94,627	18.3	1.96
Only national collaboration	31.2%	2,889	33,638	11.6	0.98
Only institutional collaboration	7.3%	680	6,053	8.9	0.64
Single authorship (no collaboration)	5.4%	500	4,813	9.6	0.75



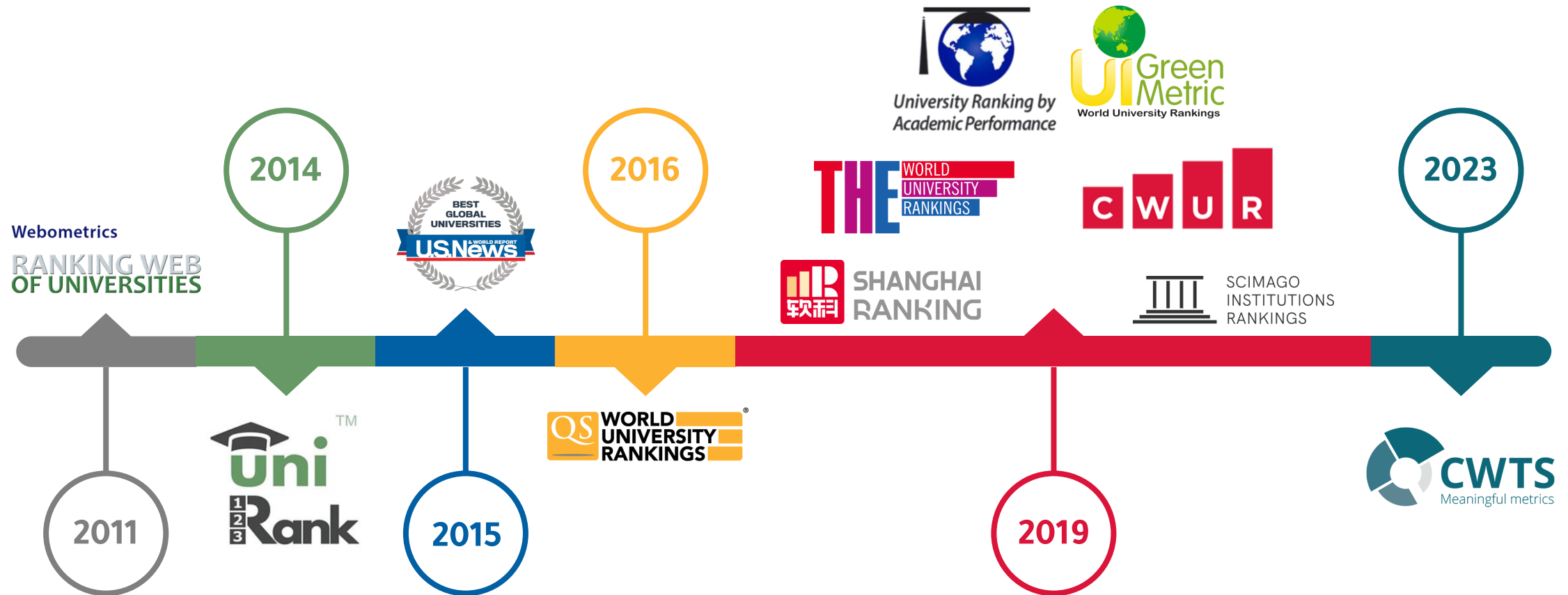
جامعة بنها  
BENHA UNIVERSITY  
Learn Today ... Achieve Tomorrow  
www.bu.edu.eg

# Benha University Performance

According to International Rankings 2023



# Benha University Rankings Timeline



# Scimago Ranking 2023

**Overall: 4346**

-  **Research Rank: 3413**
-  **Innovation Rank: 5522**
-  **Societal Rank: 2331**



Source



SCIMAGO  
INSTITUTIONS  
RANKINGS

# Shanghai Ranking By Subject 2023

## Natural Sciences

### Mathematics

- World: 301 - 400

## Medical Sciences

### Pharmacy & Pharmaceutical Sciences

- World: 301 - 400

## Engineering

### Mechanical Engineering

- World: 201 - 300

### Telecommunication Engineering

- World: 201 - 300

### Food Science & Technology

- World: 201 - 300

### Energy Science & Engineering

- World: 301 - 400

### Electrical & Electronic Engineering

- World: 401 - 500

### Computer Science & Engineering

- World: 401 - 500

## Life Sciences

### Veterinary Sciences

- World: 101 - 150

### Agricultural Sciences

- World: 151 - 200

### Human Biological Sciences

- World: 401 - 500

Source

# Times Higher Education (THE) Ranking 2023



## THE World University Rankings by subject

### Computer science

- World: 201 - 250

### Engineering

- World: 401 - 500

### Clinical & health

- World: +801

### Physical sciences

- World: 301 - 400

### Life sciences

- World: 501 - 600

## THE World University Rankings

- World: 601 - 800

## THE Arab University Rankings

- Arab World: 61 - 70
- Egypt: 13

Source



# US News Ranking 2023

## Best Global Universities Rankings by Subject

### Engineering

- World: #574

### Chemistry

- World: #910

## Best Global Universities Rankings

- World: #943
- Africa: #36
- Egypt: #12

Source



# CWTS Leiden Ranking 2023

## World

- **Scientific impact:** 1232
- **Collaboration:** 1065
- **Open access:** 1065
- **Gender:** 1101

## Africa

- **Scientific impact:** 32
- **Collaboration:** 27
- **Open access:** 27
- **Gender:** 32

## Egypt

- **Scientific impact:** 11
- **Collaboration:** 11
- **Open access:** 11
- **Gender:** 11

Source



# QS World University Ranking 2023

## QS Arab World Ranking

- **Arab World:** #101 - 110
- **Egypt:** 11

Indicator		Score
Academic Reputation	30%	12.7
Employer Reputation	20%	6.2
Faculty Student Ratio	15%	6.8
International Research Network	10%	68.2
Web Impact	5%	58.4
Citations per Paper	5%	46.1
Papers per Faculty	5%	10.1
Faculty Staff with PhD	5%	23.4
International Students Ratio	2.50%	9
International Faculty Ratio	2.50%	1

# Webometrics World Ranking 2023

## January Edition

- **World:** 1141
- **Africa:** 21
- **Arab World:** 22
- **Egypt:** 7

## July Edition

- **World:** 1139
- **Africa:** 22
- **Arab World:** 24
- **Egypt:** 8

Source

Webometrics

RANKING WEB  
OF UNIVERSITIES

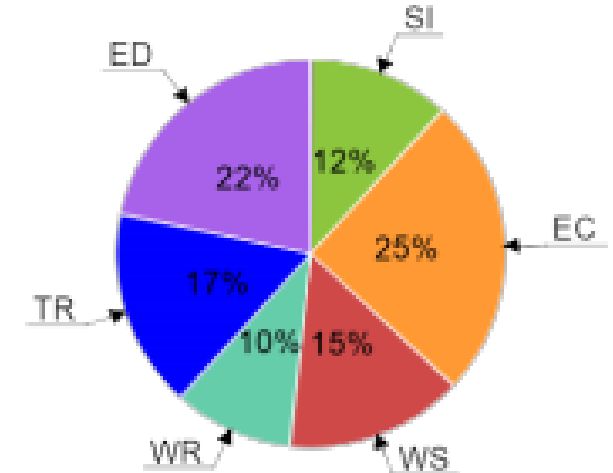
# UI Green Metric Ranking 2022 "Last Edition"

## World

<b>World Ranking</b>	<b>SI Ranking</b>	<b>EC Ranking</b>	<b>WS Ranking</b>
<b>275</b>	<b>614</b>	<b>40</b>	<b>478</b>
	<b>WR Ranking</b>	<b>TR Ranking</b>	<b>ED Ranking</b>
	<b>317</b>	<b>462</b>	<b>217</b>

## Egypt

<b>Country Ranking</b>	<b>SI Ranking</b>	<b>EC Ranking</b>	<b>WS Ranking</b>
<b>3</b>	<b>7</b>	<b>1</b>	<b>9</b>
	<b>WR Ranking</b>	<b>TR Ranking</b>	<b>ED Ranking</b>
	<b>4</b>	<b>8</b>	<b>5</b>



Source

# THE Impact Ranking 2023 "Last Edition"



➤ **Overall**  
**601-800**  
 Out of **1,591** Institution

➤ **Egypt**  
**= 5**  
 Out of **37** Institution

# QS Sustainability World University Ranking 2024

## Overall

761 - 770

Out of 1,403 Institution

## Africa

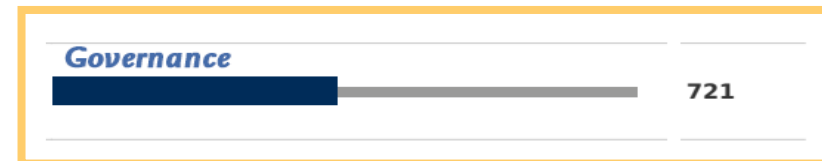
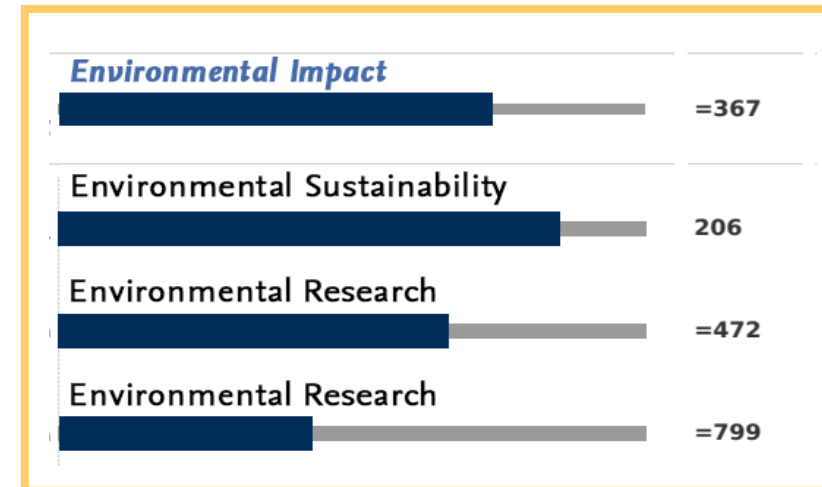
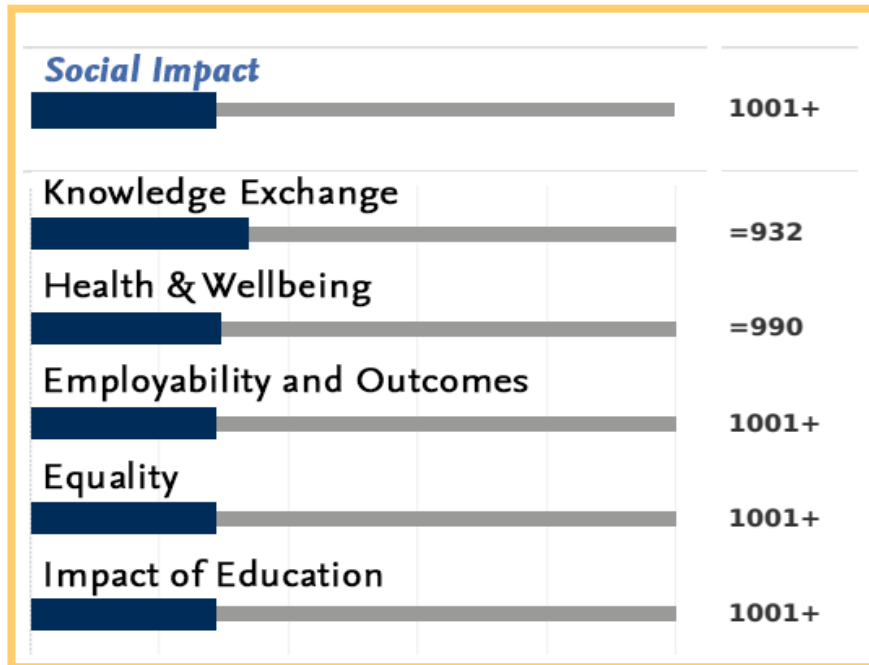
= 16

Out of 43 Institution

## Egypt

= 6

Out of 18 Institution



Source



جامعة بنها

BENHA UNIVERSITY

Learn Today ... Achieve Tomorrow

www.bu.edu.eg

# Funding research projects

Benha University



# Funding research projects 2017 - 2022

## Scientific Research Account Fund

**Projects No:** 34

**Fund:** 5,565,831

## Science and Technology Development Fund (STDF)

**Projects No:** 17

**Fund:** 41,416,019

## Academy of Scientific Research & Technology

**Projects No:** 11

**Fund:** 24,130,000

## Others

**Projects No:** 1

**Fund:** 250,000